


# Clinical Course of Hair Thinning Associated With Teriflunomide: Case Series of Patients Who Participated in a Hair Photography Project

Keith R Edwards,<sup>1</sup> Lori Hendin Travis,<sup>2</sup> Annette Okai,<sup>3</sup> Scott Jackson,<sup>4</sup> Lisa Farnett,<sup>5</sup> Steve Cavalier,<sup>5</sup> Darren Stam,<sup>5</sup> Ken Liu<sup>5</sup>


<sup>1</sup>Multiple Sclerosis Center of Northeastern New York, Latham, NY, USA; <sup>2</sup>Phoenix Neurological Associates Ltd, Phoenix, AZ, USA; <sup>3</sup>Multiple Sclerosis Treatment Center of Dallas, Dallas, TX, USA; <sup>4</sup>Baton Rouge Clinic, Baton Rouge, LA, USA; <sup>5</sup>Genzyme, a Sanofi company, Cambridge, MA, USA

## Hair Thinning at Onset and Follow-Up: All Patients

**Patient 1.**



Onset




Follow-up


Age, y	49	
Time from first dose to onset, d	114	
Time from onset to follow-up, d	54	
	Onset	Follow-up
Patient-perceived severity	1/10	1/10; markedly improved
HCP-perceived severity	Mild	Mild

- Patient did not notice hair loss
- Neurologist noticed thinning at top of scalp
- Continued teriflunomide treatment

**Patient 4**



Onset




Follow-up


Age, y	60	
Time from first dose to onset, d	75	
Time from onset to follow-up, d	227	
	Onset	Follow-up
Patient-perceived severity	3/10	2/10; complete/near complete resolution
HCP-perceived severity	Mild	Mild

- Patient noticed thinning on top and front at hairline, by feel only
- Saw hair on clothes, hairbrush, and in the shower
- Continued teriflunomide treatment

**Patient 2.**



Onset




Follow-up


Age, y	35	
Time from first dose to onset, d	111	
Time from onset to follow-up, d	94	
	Onset	Follow-up
Patient-perceived severity	1	4; somewhat improved
HCP-perceived severity	Moderate	Mild

- Hair felt thinner with less body
- Continued teriflunomide treatment

**Patient 5.**



Onset




Follow-up


Age, y	56	
Time from first dose to onset, d	170	
Time from onset to follow-up, d	303	
	Onset	Follow-up
Patient-perceived severity	3/10	1/10; complete/near complete resolution
HCP-perceived severity	Moderate	Mild

- Patient noticed hair did not feel as full
- Continued teriflunomide treatment

**Patient 3.**



Onset




Follow-up


Age, y	47	
Time from first dose to onset, d	139	
Time from onset to follow-up, d	186	
	Onset	Follow-up
Patient-perceived severity	2	2
HCP-perceived severity	Mild	Mild

- Patchy hair thinning, especially in front above forehead and where hair parts
- Continued teriflunomide treatment

**Patient 6.**



Onset



Follow-up

Age, y	34	
Time from first dose to onset, d	72	
Time from onset to follow-up, d	547	
	Onset	Follow-up
Patient-perceived severity	3	2; complete/near complete resolution
HCP-perceived severity	Mild	Mild

- No balding spot, just overall loss of hair
- Clumps of hair in the drain after shower
- Patient chose to temporarily discontinue teriflunomide (23 days)

# Hair Thinning at Onset and Follow-Up: All Patients

## Patient 7.



Onset

Follow-up

Age, y	60
Time from first dose to onset, d	31
Time from onset to follow-up, d	237

	Onset	Follow-up
Patient-perceived severity	3/10	1/10; markedly improved
HCP-perceived severity	Moderate	Mild

- Patient reported more hair in the drain after showering and lots of hair in comb
- Continued teriflunomide treatment

## Patient 10



Onset

Follow-up

Age, y	63
Time from first dose to onset, d	94
Time from onset to follow-up, d	318

	Onset	Follow-up
Patient-perceived severity	5/10	1/10; complete/near complete resolution
HCP-perceived severity	Mild	Mild

- Patient noticed hair loss in shower and hair in comb
- Thinner areas on top of head and behind/above ears
- Continued teriflunomide treatment

## Patient 8.



Onset

Follow-up

Age, y	52
Time from first dose to onset, d	30
Time from onset to follow-up, d	352

	Onset	Follow-up
Patient-perceived severity	4	4; complete/near complete resolution
HCP-perceived severity	Mild	Mild

- Hair fell out on the floor when combing or brushing
- No particular area worse than any other
- Continued teriflunomide treatment

## Patient 11.



Onset

Follow-up

Age, y	58
Time from first dose to onset, d	132
Time from onset to follow-up, d	188

	Onset	Follow-up
Patient-perceived severity	5	2; markedly improved
HCP-perceived severity	Moderate	Mild

- Prior history of hereditary hair loss
- Patient could remove hair by running fingers through hair; hair on pillow, hairbrush, and in shower
- Continued teriflunomide treatment

## Patient 9.



Onset

Follow-up

Age, y	78
Time from first dose to onset, d	79
Time from onset to follow-up, d	187

	Onset	Follow-up
Patient-perceived severity	5	1; complete/near complete resolution
HCP-perceived severity	Mild	Mild

- Seemed thin under "Cowlick section" of hair in back
- Noticed hair on carpet "a lot"
- HCP recommended temporary discontinuation (13 days)

## Patient 12.



Onset

Follow-up

Age, y	62
Time from first dose to onset, d	31
Time from onset to follow-up, d	305

	Onset	Follow-up
Patient-perceived severity	5	6; complete/near complete resolution
HCP-perceived severity	Mild	Mild

- Root-to-tip felt thinner to patient
- Hair loss noticed in brush and shower drain, and on clothes
- Continued teriflunomide treatment

## Hair Thinning at Onset and Follow-Up: All Patients

Patient 13.



Onset

Follow-up

Age, y	70
Time from first dose to onset, d	112
Time from onset to follow-up, d	244

	Onset	Follow-up
Patient-perceived severity	5/10	3/10; markedly improved
HCP-perceived severity	Mild	Mild

- Patient reported mild hair loss, with loss of eyebrows and eyelashes
- Continued teriflunomide treatment

Patient 16



Onset

Follow-up

Age, y	42
Time from first dose to onset, d	56
Time from onset to follow-up, d	158

	Onset	Follow-up
Patient-perceived severity	7	4; somewhat improved
HCP-perceived severity	Moderate	Mild

- Hair loss on sides of head
- Continued teriflunomide treatment

Patient 14.



Onset

Follow-up

Age, y	53
Time from first dose to onset, d	61
Time from onset to follow-up, d	253

	Onset	Follow-up
Patient-perceived severity	5	1; complete/near complete resolution
HCP-perceived severity	Moderate	Mild

- Patient noticed more bald scalp around front of head, by hairline
- Continued teriflunomide treatment

Patient 17.



Onset

Follow-up

Age, y	44
Time from first dose to onset, d	30
Time from onset to follow-up, d	338

	Onset	Follow-up
Patient-perceived severity	7/10	1/10; complete/near complete resolution
HCP-perceived severity	Moderate	Mild

- Subtle hair thinning seen ~1 month after starting teriflunomide treatment
- Patient developed diffuse red rash on scalp and chest
- Treatment discontinued due to rash

Patient 15.



Onset

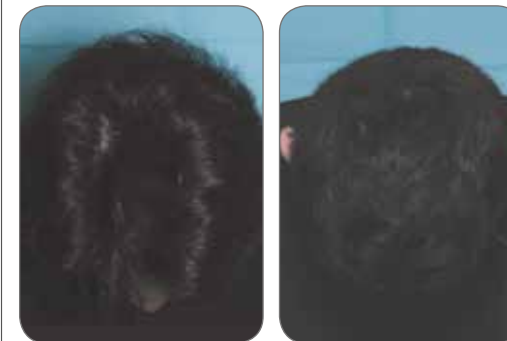
Follow-up

Age, y	60
Time from first dose to onset, d	31
Time from onset to follow-up, d	277

	Onset	Follow-up
Patient-perceived severity	7	7; somewhat improved
HCP-perceived severity	Mild	Mild

- Hair loss mostly on sides of head
- Continued teriflunomide treatment

Patient 18.



Onset

Follow-up

Age, y	31
Time from first dose to onset, d	30
Time from onset to follow-up, d	428

	Onset	Follow-up
Patient-perceived severity	8	1; complete/near complete resolution
HCP-perceived severity	Mild	Mild

- Patient indicated hair loss was severe at top of head
- Continued teriflunomide treatment



## Hair Thinning at Onset and Follow-Up: All Patients

### Patient 19.



Onset

Follow-up

Age, y	45
Time from first dose to onset, d	16
Time from onset to follow-up, d	315

	Onset	Follow-up
Patient-perceived severity	8/10	4/10; markedly improved
HCP-perceived severity	Mild	Mild

- Patient noticed strands of hair in her fingers and reported "front is thinner"
- Continued teriflunomide treatment

### Patient 20.



Onset

Follow-up

Age, y	52
Time from first dose to onset, d	45
Time from onset to follow-up, d	228

	Onset	Follow-up
Patient-perceived severity	10/10	8/10; complete/near complete resolution
HCP-perceived severity	Moderate	Moderate

- Patient reported significant hair loss after showering and combing hair
- Continued teriflunomide treatment

### Patient 21.



Onset

Follow-up

Age, y	38
Time from first dose to onset, d	18
Time from onset to follow-up, d	370

	Onset	Follow-up
Patient-perceived severity	10	7; markedly improved
HCP-perceived severity	Moderate	Moderate

- Patient thought hair thinning was severe and would not put her hair in a ponytail
- Continued teriflunomide treatment